



Do not access the bed of the vehicle unless absolutely necessary and only when using agreed method of working at height safety equipment.

Personal Protective Equipment (PPE) Required


	Head Protection		Hi Vis wear		Safety footwear		Hand protection
----------------------------------------------------------------------------------	-----------------	-----------------------------------------------------------------------------------	-------------	-----------------------------------------------------------------------------------	-----------------	-------------------------------------------------------------------------------------	-----------------

Main Hazards


	Weather		Manual Handling		Slip, Trip, Falls		Falling items		Falling items from above		Forklift
----------------------------------------------------------------------------------	---------	-----------------------------------------------------------------------------------	-----------------	-----------------------------------------------------------------------------------	-------------------	------------------------------------------------------------------------------------	---------------	-------------------------------------------------------------------------------------	--------------------------	-------------------------------------------------------------------------------------	----------

Method

1 We will supply the trusses secured to the lorry with 8mm blue coloured rope. The Truss packs are banded using yellow Crendon banding. Familiarise yourself with the colour which attaches the trusses to the trailer.



2. The customer is responsible for the provision of the forklift truck and its qualified operator. After arriving at site, the driver will report to site office. After parking the driver should inspect the load to ensure it is still secure with all Crendon yellow banding & blue rope in place.




3. The FLT Operator must position the forks in the most appropriate area to lift the trusses safely. The forklift truck will take the weight of the trusses on the forks.



4. NEVER stand between the forklift and the trailer, or under or on the forks, or allow any others to enter the danger area.



5. The driver can assist the responsible person to cut the individual blue rope attaching the bundle to the lorry. This should be completed from the ground using the telescopic tree cutters provided. The driver must be in a safe position when carrying out this function.



6. When instructed that the area is clear the FLT Operator shall remove the trusses from the lorry.





7. NEVER stand in the area around the lorry, or where the FLT will move into, or allow any others to enter the danger area.



8. The forklift truck operator must lift the trusses from the trailer and then move the trusses to a safe off-load area. If the driver has to mount vehicle, he must do so under the authority and supervision of the site manager/contractor using agreed method of working at height safety equipment.



9. Metalwork bags must be removed from the trailer in conjunction with the driver's specific manual handling training. All other items to be removed by FLT should be completed by following site procedures.

