

**TYPE 1;**

*Timber Frame Spandrel Panel for Masonry Wall (Single skin Fergacell)*

**PANEL**

**TIMBER FRAME**

**BOARD**

**FERMACELL**

**STRUCTURE**

**MASONRY PARTY WALL**

Document Ref  
Fergacell Spandrel Panels  
Manufactured in accordance with  
fermacell Spandrel Panel  
fermacell Single Skin Solutions Document Jan 2018

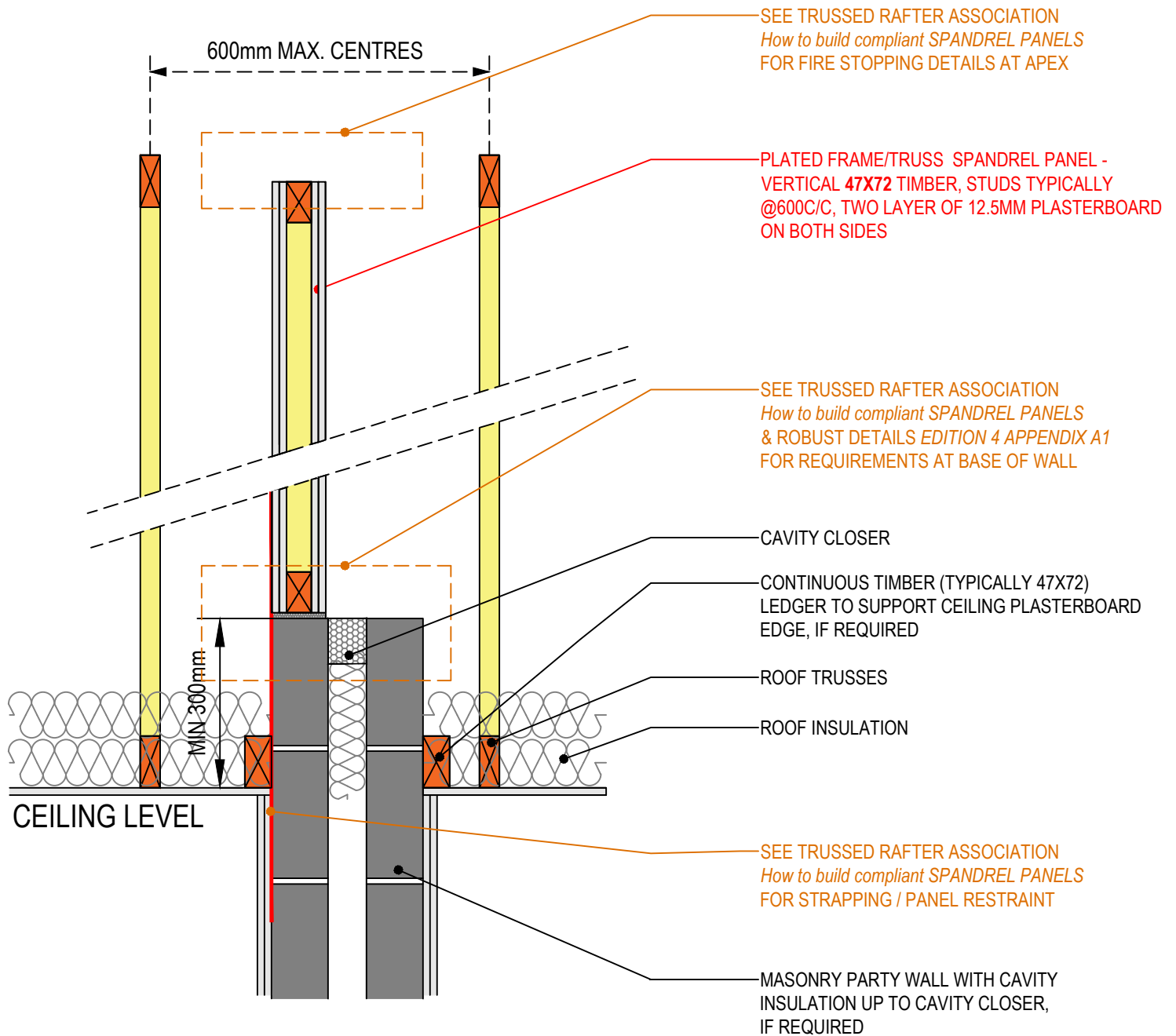
TRUSSED RAFTER ASSOCIATION  
*How to build compliant SPANDREL PANELS*  
Document V3 April 2018

ROBUST DETAILS  
*Edition 4 September 2018 Update*

This is generic guidance information designed for use by persons within the industry who understand the business they work in. While this document has been prepared in good faith and all reasonable efforts have been made to ensure its adequacy and accuracy, no representation, warranty, assurances or undertaking (express or implied) is or will be made

TO BE READ IN CONJUNCTION WITH

EDITION 1 / DECEMBER 2018



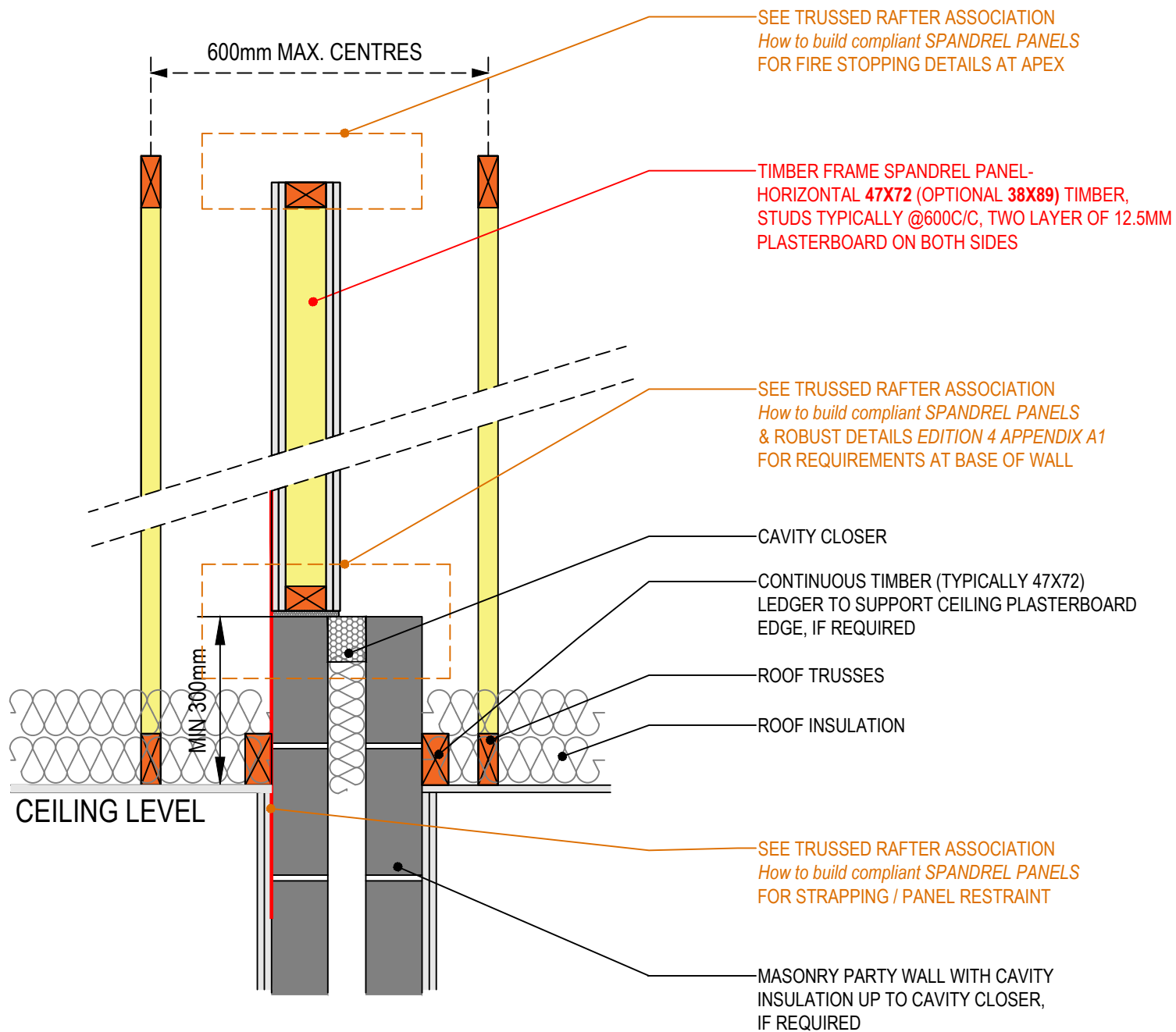
<b>TYPE 2;</b>	<i>Plated Spandrel Panel for Masonry Wall (Two layers of Plasterboard)</i>
<b>WALL</b>	<b>PLATED FRAME TRUSS</b>
<b>BOARD</b>	<b>PLASTERBOARD</b>
<b>STRUCTURE</b>	<b>MASONRY PARTY WALL</b>

Document Ref	TRUSSED RAFTER ASSOCIATION <i>How to build compliant SPANDREL PANELS</i> Document V3 April 2018
	ROBUST DETAILS <i>Edition 4 September 2018 Update</i>

This is generic guidance information designed for use by persons within the industry who understand the business they work in. While this document has been prepared in good faith and all reasonable efforts have been made to ensure its adequacy and accuracy, no representation, warranty, assurances or undertaking (express or implied) is or will be made

TO BE READ IN CONJUNCTION WITH

EDITION 1 / DECEMBER 2018



**TYPE 3;** *Timber Frame Spandrel Panel  
for Masonry Wall (Two layers of Plasterboard)*

**WALL** *TIMBER FRAME*

**BOARD** *PLASTERBOARD*

**STRUCTURE** *MASONRY PARTY WALL*

Document Ref  
Fermacell Spandrel Panels  
Manufactured in accordance with  
fermacell Spandrel Panel  
fermacell Single Skin Solutions Document Jan 2018

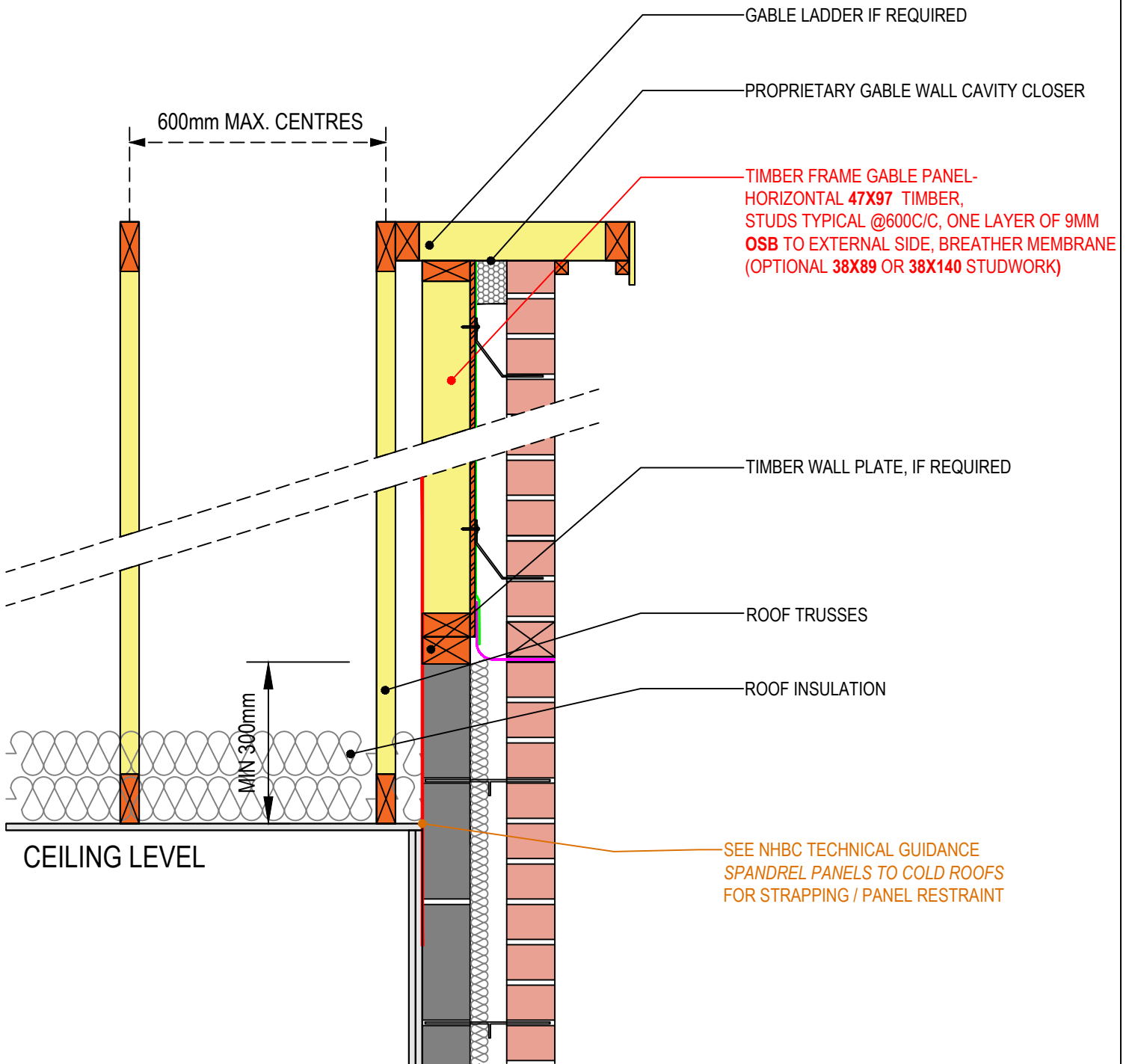
TRUSSED RAFTER ASSOCIATION  
*How to build compliant SPANDREL PANELS*  
Document V3 April 2018

ROBUST DETAILS  
*Edition 4 September 2018 Update*

This is generic guidance information designed for use by persons within the industry who understand the business they work in. While this document has been prepared in good faith and all reasonable efforts have been made to ensure its adequacy and accuracy, no representation, warranty, assurances or undertaking (express or implied) is or will be made

TO BE READ IN CONJUNCTION WITH

EDITION 1 / DECEMBER 2018



**TYPE 4;** *Gable Panel for Masonry Wall*

**PANEL** *TIMBER FRAME*

**BOARD** *9MM OSB*

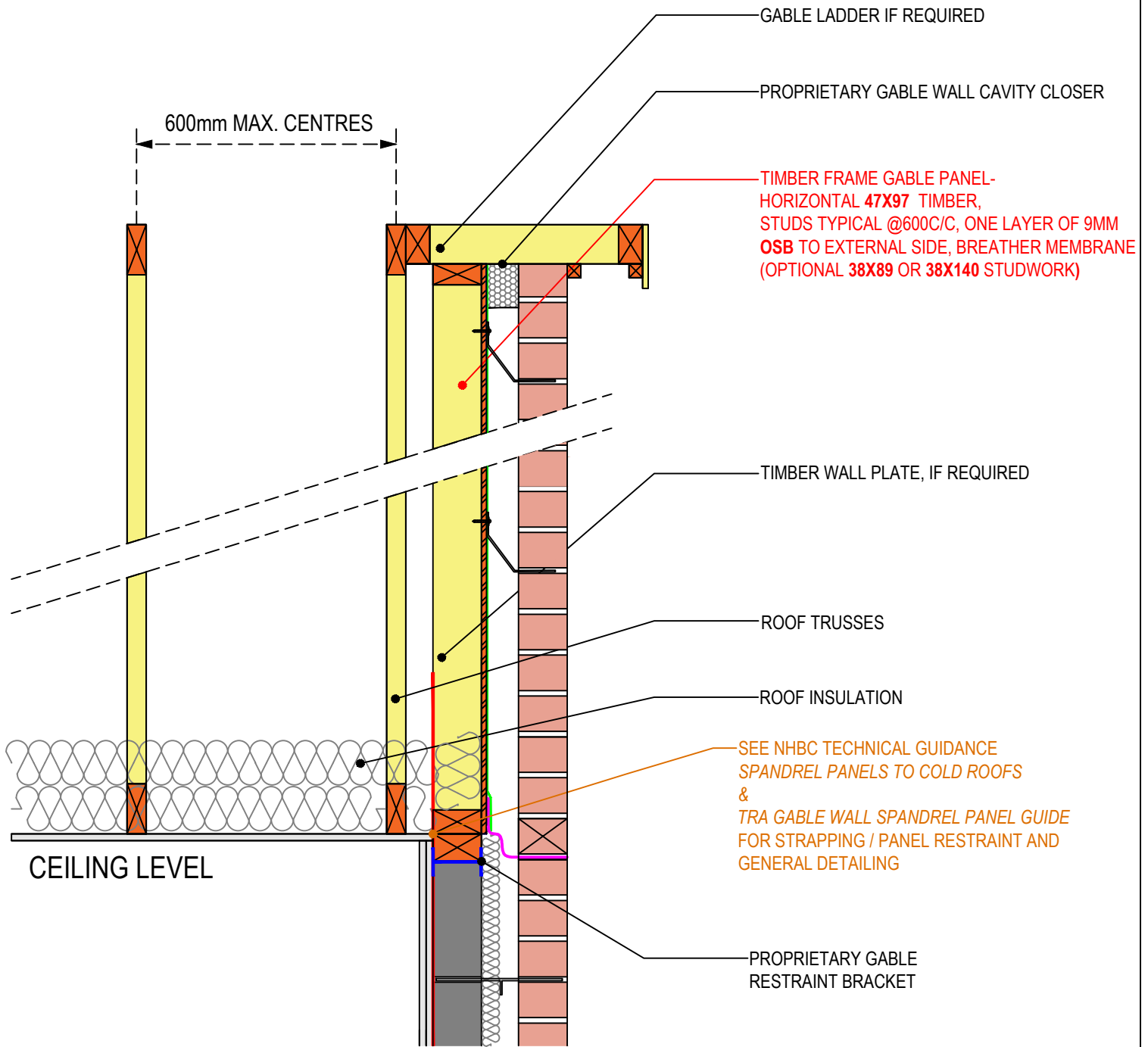
**STRUCTURE** *MASONRY GABLE WALL*

Gable Panels manufactured in accordance with project specific engineering and NHBC TECHNICAL GUIDANCE SPANDREL PANELS TO COLD ROOFS 7.2/25 Jan2018 (First Issue)

This is generic guidance information designed for use by persons within the industry who understand the business they work in. While this document has been prepared in good faith and all reasonable efforts have been made to ensure its adequacy and accuracy, no representation, warranty, assurances or undertaking (express or implied) is or will be made

TO BE READ IN CONJUNCTION WITH

EDITION 1 / DECEMBER 2018



<b>TYPE 5;</b>	<i>Gable Panel for Masonry Wall (Gable base set @ top of wallplate)</i>
<b>PANEL</b>	<b>TIMBER FRAME</b>
<b>BOARD</b>	<b>9MM OSB</b>
<b>STRUCTURE</b>	<b>MASONRY GABLE WALL</b>

Gable Panels manufactured in accordance with project specific engineering and NHBC TECHNICAL GUIDANCE SPANDREL PANELS TO COLD ROOFS 7.2/25 June 2022 & TRA GABLE WALL SPANDREL PANEL GUIDE 2020 FINAL

This is generic guidance information designed for use by persons within the industry who understand the business they work in. While this document has been prepared in good faith and all reasonable efforts have been made to ensure its adequacy and accuracy, no representation, warranty, assurances or undertaking (express or implied) is or will be made

TO BE READ IN CONJUNCTION WITH

EDITION 1 / AUGUST 2022